

CATALOG #: _____

TYPE: _____

PROJECT: _____

FEATURES

- Subtly illuminate walls while providing low-glare ambient illumination
- Sleek, linear design incorporates clean lines, slim styling, and a continuous row of light
- Allows for 90° run connections in both inside and outside corner installs
- Quick and easy installation with wall mounted bracket providing multiple pre-drilled screw locations and a quick hang feature for the fixture
- Solutions for both grid and drywall ceilings
- Adjustable extensions allow for a perfect fit to meet adjacent walls and create corners
- Diffuse acrylic lens shields LEDs from view
- Made Right Here® in the USA

SPECIFICATIONS

- HOUSING – Formed sheet metal and aluminum.
- SHIELDING – Extruded diffuse acrylic lens.
- FINISH – Textured matte white polyester TGIC powder coat bonded to phosphate-free, multistage pretreated metal. All parts painted after fabrication to facilitate installation, increase efficiency, and inhibit corrosion.
- ELECTRICAL – High quality mid-power LED boards. L70 >60,000 hours per IES TM-21. 25°C maximum ambient operating temperature.
- MOUNTING – Wall mount rail, predrilled with wall screw locations, with quick hang feature.
- LISTINGS –
 - cCSAus certified as luminaire suitable for dry or damp locations.
 - DesignLights Consortium qualified product. Not all versions of this product may be DLC qualified, see the DLC Qualified Products List at www.designlights.org/QPL.
- WARRANTY – 5-year limited warranty, see hew.com/warranty.

ORDERING EXAMPLE: PX G - 42 - 14'08 - L10/835 - W - L90IN/R90OUT - OPTIONS - DRV - UNV

ORDERING INFO

SERIES	CEILING TYPE	WIDTH	HEIGHT	LENGTH
PX	G Grid	4 4"	2 2"	Lengths specified in feet and inches using 1" increments, 2' minimum. Example: 14'08 = 14'-8"
	F Drywall	6 6"	4 4"	
			6 6"	

PRODUCT BUILDER

Simplify ordering & layout design with the Williams Linear Product Builder at hew.com/product-builder

LUMENS ^[1]	CRI	CCT	DISTRIBUTION	LEFT END TYPE	RIGHT END TYPE
L4 400lm	8 80	27 2700K	W Wash	LWALL Wall	RWALL Wall
L7 700lm	9 90 ^[2]	30 3000K		LCAP Cap	RCAP Cap
L10 1000lm		35 3500K		L90IN 90° inward	R90IN 90° inward
L13 1300lm		40 4000K		L90OUT 90° outward	R90OUT 90° outward

OPTIONS

EM/10WLP	Low-profile 10-watt emergency battery ^[4]
EM/10WRM	Remote mount 10-watt emergency battery ^[5]
(L__)	Additional lower lumen packages available ^[6] Example: 800 lumens = PXG-42-14'08-L10/835-(L8)

CONTROL ^[3]

DRV	Non-dimming driver
DIM	Dimming driver

VOLTAGE

120	120V
277	277V
UNV	120-277V
347	347V ^[7]



NOTES

- ¹ Lumen output per foot output based on 3500 CCT. Actual lumens per foot may vary +/-5%. See page 2 for FIXTURE PERFORMANCE DATA. Additional lumen packages available, see Options.
- ² Extended lead times may apply. Consult factory for availability.
- ³ See page 3 for ADDITIONAL CONTROL OPTIONS.
- ⁴ Minimum 4' fixture; 120V-277V only.
- ⁵ Required for fixtures below 4'; 120V-277V only.
- ⁶ (L5) lumen package minimum. Specify in increments of 100 nominal lumens. Option must be specified with next higher lumen package.
- ⁷ Not available with EM battery.



FIXTURE PERFORMANCE DATA

	WIDTH & HEIGHT	DELIVERED LUMENS PER FOOT	WATTAGE PER FOOT	EFFICACY (lm/W)
L4	42	450	4	113
	44	370		93
	46	317		79
	62	457		114
	64	420		105
L7	66	373	7	93
	42	688		98
	44	567		81
	46	485		69
	62	700		100
L10	64	643	10	92
	66	573		82
	42	1077		108
	44	888		89
	46	1055		106
L13	62	1096	14	110
	64	1006		101
	66	897		90
	42	1377		98
	44	1135		81
	46	971		69
	62	1401		100
	64	1286		92
	66	1146		82

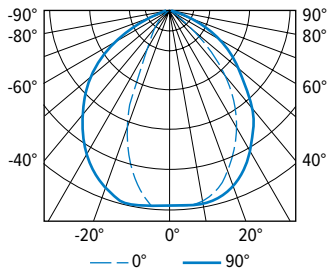
MULTIPLIER TABLE

	COLOR TEMPERATURE	
	CCT	CONVERSION FACTOR
80 CRI	2700K	0.97
	3000K	0.99
	3500K	1.00
	4000K	1.03
90 CRI	2700K	0.80
	3000K	0.82
	3500K	0.83
	4000K	0.86

- Photometrics tested in accordance with IESNA LM-79. Results shown are based on 25°C ambient temperature.
- Wattage shown is average for 120V through 277V input.
- Results based on 3500K, 80 CRI, actual lumens may vary +/-5%
- Use multiplier table to calculate additional options.

PHOTOMETRY

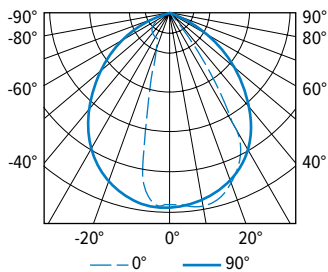
PXF-42-03'08-L10/835-W-LCAP/RCAP-DIM-UNV Report #: 20126; 11/29/17 | Total Luminaire Output: 3914 lumens; 37.2 Watts | Efficacy: 105.1 lm/W | 85 CRI; 3500K CCT



VERTICAL ANGLE	HORIZONTAL ANGLE					ZONAL LUMENS
	0°	45°	90°	135°	180°	
0	2188	2188	2188	2188	2188	
5	2211	2222	2217	2156	2101	209
15	2095	2193	2175	1918	1682	581
25	1760	1987	1983	1416	885	798
35	1321	1668	1684	811	453	819
45	720	1265	1271	427	246	674
55	332	650	843	210	161	444
65	165	223	494	127	119	255
75	72	110	173	81	52	113
85	6	23	15	8	2	22
90	3	0	3	2	2	

LUMEN SUMMARY	ZONE	LUMENS	% FIXTURE
	0 - 30	1587	41
	0 - 40	2406	62
	0 - 60	3523	90
	0 - 90	3914	100
	0 - 180	3914	100

PXF-44-03'08-L10/835-W-LCAP/RCAP-DIM-UNV Report #: 20130; 11/22/17 | Total Luminaire Output: 3254 lumens; 37.0 Watts | Efficacy: 87.9 lm/W | 85 CRI; 3500K CCT

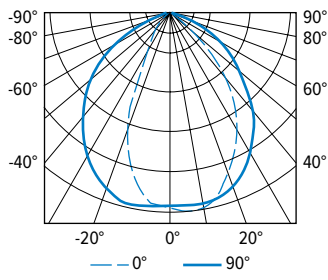


VERTICAL ANGLE	HORIZONTAL ANGLE					ZONAL LUMENS
	0°	45°	90°	135°	180°	
0	2209	2209	2209	2209	2209	
5	2214	2262	2248	2225	2184	214
15	2182	2253	2190	1914	1341	575
25	1537	2003	1989	869	543	711
35	519	1194	1678	498	352	621
45	331	477	1288	317	354	507
55	234	281	871	294	276	333
65	134	177	499	207	169	184
75	61	75	203	96	69	97
85	5	3	20	14	5	13
90	0	0	2	0	0	

LUMEN SUMMARY	ZONE	LUMENS	% FIXTURE
	0 - 30	1500	46
	0 - 40	2121	65
	0 - 60	2960	91
	0 - 90	3254	100
	0 - 180	3254	100



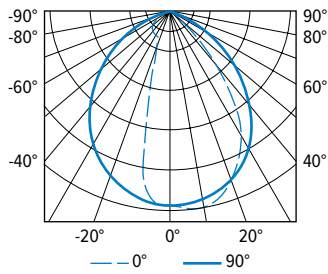
PXF-62-03'08-L10/835-W-LCAP/RCAP-DIM-UNV Report #: 20132; 12/01/17 | Total Luminaire Output: 4018 lumens; 37.3 Watts | Efficacy: 107.9 lm/W | 85 CRI; 3500K CCT



VERTICAL ANGLE	HORIZONTAL ANGLE					ZONAL LUMENS
	0°	45°	90°	135°	180°	
0	2171	2171	2171	2171	2171	
5	2204	2170	2164	2170	2138	207
15	2101	2104	2112	2030	1936	583
25	1705	1868	1944	1674	1408	807
35	1265	1493	1652	1134	613	824
45	948	1080	1235	504	211	685
55	641	774	829	187	70	487
65	277	537	451	61	64	288
75	109	143	166	53	47	122
85	12	17	21	23	10	14
90	0	2	2	2	0	

LUMEN SUMMARY	ZONE	LUMENS	% FIXTURE
	0 - 30	1598	40
	0 - 40	2422	60
	0 - 60	3594	90
	0 - 90	4018	100
	0 - 180	4018	100

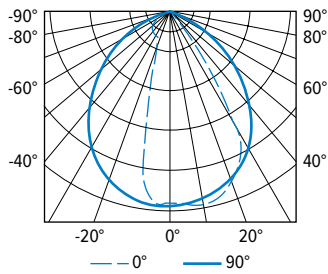
PXF-64-03'08-L10/835-W-LCAP/RCAP-DIM-UNV Report #: 20133; 12/01/17 | Total Luminaire Output: 3689 lumens; 30.1 Watts | Efficacy: 99.5 lm/W | 85 CRI; 3500K CCT



VERTICAL ANGLE	HORIZONTAL ANGLE					ZONAL LUMENS
	0°	45°	90°	135°	180°	
0	2274	2274	2274	2274	2274	
5	2304	2330	2277	2265	2233	219
15	2276	2305	2216	2022	1657	600
25	1948	2082	2042	985	482	755
35	1507	1720	1744	387	207	770
45	694	1264	1317	184	205	583
55	316	557	857	176	201	381
65	190	234	482	157	151	265
75	89	103	184	94	81	102
85	25	20	18	21	14	15
90	2	1	4	4	0	

LUMEN SUMMARY	ZONE	LUMENS	% FIXTURE
	0 - 30	1574	43
	0 - 40	2343	64
	0 - 60	3307	90
	0 - 90	3689	100
	0 - 180	3689	100

PXF-66-03'08-L10/835-W-LCAP/RCAP-DIM-UNV Report #: 20134; 11/22/17 | Total Luminaire Output: 3284 lumens; 37.0 Watts | Efficacy: 88.7 lm/W | 85 CRI; 3500K CCT



VERTICAL ANGLE	HORIZONTAL ANGLE					ZONAL LUMENS
	0°	45°	90°	135°	180°	
0	2239	2239	2239	2239	2239	
5	2284	2287	2246	2253	2209	216
15	2247	2290	2186	1684	881	555
25	1942	2069	1990	516	298	714
35	1000	1652	1679	278	306	655
45	389	670	1286	275	308	476
55	231	307	856	256	243	361
65	140	166	499	187	158	191
75	69	70	178	90	77	98
85	12	7	13	15	15	17
90	2	2	3	3	1	

LUMEN SUMMARY	ZONE	LUMENS	% FIXTURE
	0 - 30	1485	45
	0 - 40	2140	65
	0 - 60	2977	91
	0 - 90	3284	100
	0 - 180	3284	100

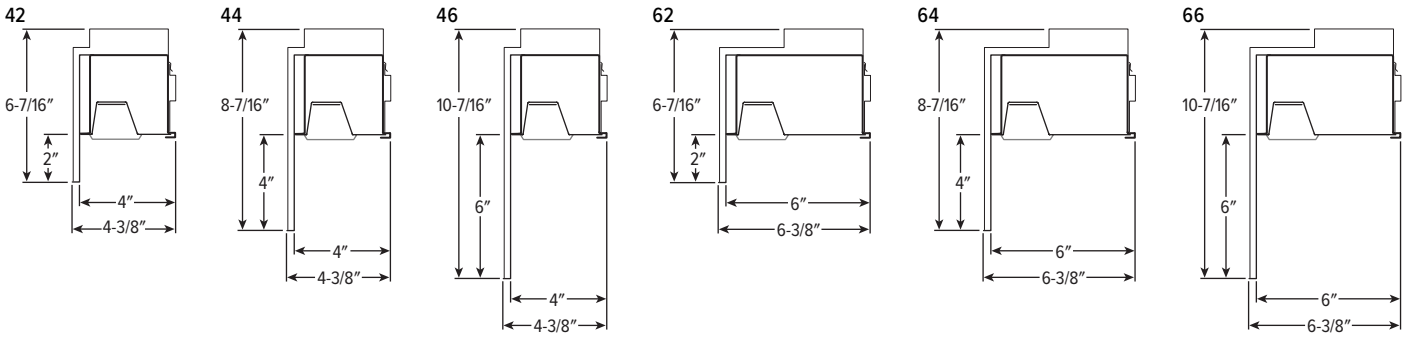
ADDITIONAL CONTROL OPTIONS

Note: Lumen restrictions apply, consult product builder at hew.com/product-builder.

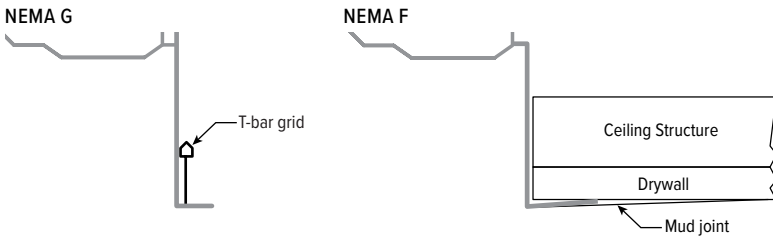
CATALOG NUMBER	DESCRIPTION
DRV	Driver prewired for non-dimming applications
DIM	Dimming driver prewired for 0-10V low voltage applications
DIM1	1% dimming driver prewired for 0-10V low voltage applications
DIM LINE	Line voltage dimming driver (TRIAC and ELV compatible, 120V only)
DIM TRC	Line voltage dimming driver (TRIAC compatible, 120V only)
SD40	40% step-dimming driver
SD50	50% step-dimming driver
DALI	DALI dimming driver
LTE LINE	Lutron Hi-lume 1% 2-wire dimming driver forward phase line voltage controls (120V only)
LDE1	Lutron Hi-lume 1% EcoSystem dimming LED driver
ELDO SOLOB	EldoLED Solodrive, 0.1% dimming driver for 0-10V controls
ELDO SOLOB DALI	EldoLED Solodrive, 0.1% dimming driver for DALI controls
ELDO ECO1	EldoLED Ecodrive, 1% dimming driver for 0-10V controls
ELDO ECO1 DALI	EldoLED Ecodrive, 1% dimming driver for DALI controls



CROSS SECTIONS



CEILING TYPE DETAILS



END TYPE DETAILS

