

CATALOG #: _____

TYPE: _____

PROJECT: _____

FEATURES

- Available with Avi-on wireless fixture controls
- Maximize energy savings with efficacies as high as 160 lm/W
- 40°C max ambient operating temperature
- Diverse selection of mounting accessories for surface and suspended applications
- Channel connector furnished for continuous row applications (included with 8' units only)
- Special reflectors are available for precise light distribution
- Available on QuickShip
- Made Right Here® in the USA

SPECIFICATIONS

- HOUSING** – 22-gauge die-formed C.R.S.
- FINISH** – 92% minimum average reflective white polyester powder coat bonded to phosphate-free, multi-stage pretreated metal. All parts painted after fabrication to facilitate installation, increase efficiency, and inhibit corrosion.
- ELECTRICAL** – High quality mid-power LED boards. L70 at 60,000 hours. 40°C maximum ambient operating temperature.
- MOUNTING** – Surface (ceiling or wall) or suspended (hanging hardware required).
- LISTINGS** –
 - cCSAus certified as luminaire suitable for dry or damp locations.
 - DesignLights Consortium qualified product. Not all versions of this product may be DLC qualified, see the DLC Qualified Products List at designlights.org/GPL
- WARRANTY** – 5-year limited warranty, see hew.com/warranty.



ORDERING EXAMPLE: 76 - 4 - L53/840 - OPTIONS - CONTROL - DIM - UNV

ORDERING INFO

SERIES	LENGTH ^[1]	LUMENS ^[2]	CRI	CCT	OPTIONS ^[3]
76	4 4'	4'	8 80	27 2700K	EM/10W (L__) 10-watt emergency battery Additional lower lumen packages available. ^[5] Example: 8,000 nominal lumens = 76-8-L106/835-(L80) WG-7611 11-gauge white powder coat wireguard WG-7614 14-gauge white powder coat wireguard SS-12 Single stem and canopy, 12" SWS-12 Swivel stem and canopy, 12" 320 1-1/2" ceiling spacer GAT GAT fastener (T-bar clip) VBY (2) Y-hangers VBY-2 (2) Y-hangers and (2) 2' chains
		L32 3,200lm	9 90 ^[4]	30 3000K	
	L53 5,300lm		35 3500K		
	L77 7,700lm		40 4000K		
	L115 11,500lm		50 5000K		
	8'	L64 6,400lm			
		L106 10,600lm			
		L154 15,400lm			
		L230 23,000lm			

AIRCRAFT CABLES (EXAMPLE: ACFL/D48) ^[6]

Prefix	Type	Length
ACFL/ Feeder	D 1" grid & hardpan	24 24"
ACJL/ Joiner	N 9/16" grid	48 48"
	S Slot grid	96 96"

CONTROL ^[7]

–	None
AVI-LVFA	Avi-on wireless fixture control ^[9]
AVI-LVFA-PIR-ELB	Avi-on wireless fixture control with PIR motion and daylight sensor, end mount ^[10]
LV-OSFHU-ITW-120-347	Leviton PIR motion sensor, 120-347V
WS-FSP-311B-L_-120/277	Wattstopper PIR motion and daylight sensor, 120/277V ^[11]

DRIVER ^[8]

DIM	Driver with external dimming wires	120 120V	277 277V
DRV	Driver without external dimming wires	UNV 120-277V	480 480V with stepdown transformer ^[13]
DA	Driver with 12V auxiliary power, without external dimming wires ^[12]		

VOLTAGE

QUICKSHIP

4'	8'
76-4-L53/835-QS-DIM-UNV	76-8-L106/835-QS-DIM-UNV
76-4-L53/835-QS-DIM-UNV	76-8-L106/835-QS-DIM-UNV
76-4-L53/840-QS-DIM-UNV	76-8-L106/840-QS-DIM-UNV
76-4-L53/840-QS-DIM-UNV	76-8-L106/840-QS-DIM-UNV

NOTES

- For actual length, see page 3 for FIXTURE DETAILS
- Lumen output based on 4000 CCT. Actual lumens may vary +/-5%, see page 2 for FIXTURE PERFORMANCE DATA.
- See page 4 for FINISH OPTIONS. See page 4 for MOUNTING DETAILS. See page 4 for SPECIAL REFLECTOR OPTIONS. See page 4 for QUICK CONNECT OPTIONS.
- Extended lead times may apply. Consult factory for availability.
- Specify in increments of 100 nominal lumens. Option must be specified with next higher lumen package.
- VBY hanger(s) included. Units specified with aircraft cable require cord. See page 4 for MOUNTING DETAILS.
- See page 2 for CONTROL DETAILS.
- See page 3 for ADDITIONAL DRIVER OPTIONS.
- DA Driver only. SDT required when specified with 347V or 480V.
- DA Driver only. SDT required when specified with 347V or 480V.
- Must specify lens: L2 or L3.
- Avi-on Controls only.
- Not available with EM batteries.



FIXTURE PERFORMANCE DATA

	LED PACKAGE	DELIVERED LUMENS	WATTAGE	EFFICACY (lm/W)
4'	L32	3263	21.3	153.2
	L53	5414	33.7	160.7
	L77	7757	52.6	147.5
	L115	11514	76.1	151.3
8'	L64	6657	42.3	157.4
	L106	10656	67.1	158.8
	L154	15513	102.5	151.3
	L230	23028	152.2	151.3

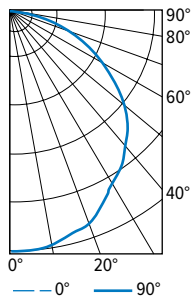
MULTIPLIER TABLE

	COLOR TEMPERATURE	
	CCT	CONVERSION FACTOR
80 CRI	2700K	0.94
	3000K	0.96
	3500K	0.97
	4000K	1.00
90 CRI	5000K	1.03
	2700K	0.77
	3000K	0.79
	3500K	0.80
	4000K	0.83
	5000K	0.86

- Photometrics tested in accordance with IESNA LM-79. Results shown are based on 25°C ambient temperature.
- Wattage shown is average for 120V through 277V input.
- Results based on 4000K, 80 CRI, actual lumens may vary +/-5%
- Use multiplier table to calculate additional options.

PHOTOMETRY

76-4-L53/840-DIM Total Luminaire Output: 5414 lumens; 33.7 Watts | Efficacy: 160.7 lm/W | 80 CRI; 3500K CCT

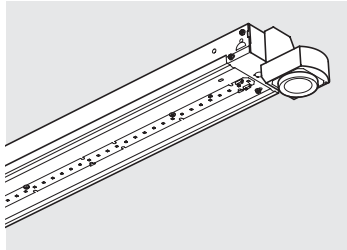


CANDLEPOWER DISTRIBUTION	VERTICAL ANGLE	HORIZONTAL ANGLE			ZONAL LUMENS
		0°	45°	90°	
	0	1866	1866	1866	
	5	1872	1870	1870	178
	15	1793	1791	1790	508
	25	1666	1661	1660	769
	35	1504	1498	1491	934
	45	1311	1302	1300	994
	55	1011	998	992	891
	65	707	697	670	679
	75	358	333	333	367
	85	79	73	73	96
	90	4	16	18	

LUMEN SUMMARY	ZONE	LUMENS	% FIXTURE
	0 - 30	1454	27
	0 - 40	2388	44
	0 - 60	4273	79
	0 - 90	5414	100
	0 - 180	5414	100

CONTROL DETAILS

SENSOR PLACEMENT

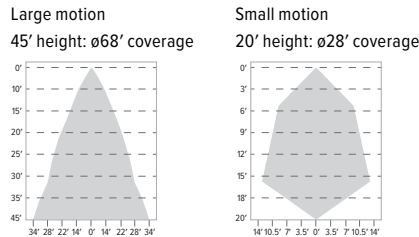


AVI-LVFA-PIR-ELB

SPECIFICATIONS	
TYPE	PIR Motion + Daylight
MOUNTING HEIGHT	8' - 45'
LENS	Single lens detects high and low bay motion.
DETECTION ANGLE	360°
TEMPERATURE RANGE	-30° to 70°C
RELATIVE HUMIDITY	90 to 95% at 30°C
COMMISSIONING	App (iOS or Android)
SYSTEM REQUIREMENTS	Avi-On wireless fixture controls plus desktop and mobile apps
MANUFACTURER	Avi-On



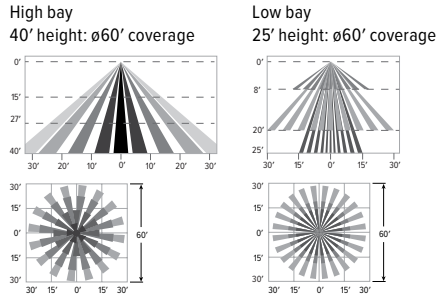
SENSOR COVERAGE PATTERNS



LV-OSFHU-ITW-120-347

SPECIFICATIONS	
TYPE	PIR Motion
MOUNTING HEIGHT	8' – 40'
LENS	Interchangeable high bay, low bay or aisle mask
DETECTION ANGLE	360°
TEMPERATURE RANGE	-10° to 71°C
RELATIVE HUMIDITY	20% to 90% non-condensing
MANUFACTURER	Leviton

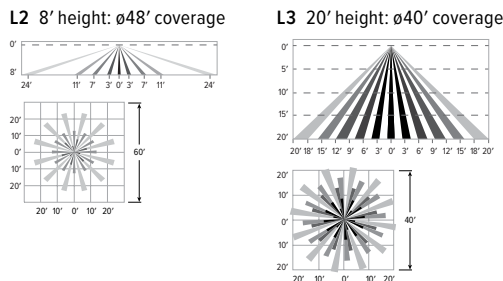
SENSOR COVERAGE PATTERNS



WS-FSP-311B-L2-120/277

SPECIFICATIONS	
TYPE	PIR Motion + Daylight
MOUNTING HEIGHT	8' – 20'
DETECTION ANGLE	360°
TEMPERATURE RANGE	-40° to 75°C
COMMISSIONING	App (iOS or Android)
MANUFACTURER	Wattstopper

SENSOR COVERAGE PATTERNS



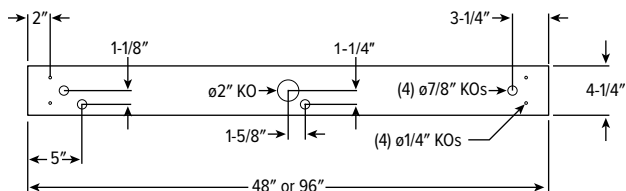
ADDITIONAL DRIVER OPTIONS

Note: Lumen restrictions apply, consult product builder at hew.com/product-builder.

CATALOG NUMBER	DESCRIPTION
DRV	Driver prewired for non-dimming applications
DIM	Dimming driver prewired for 0-10V low voltage applications
DIM1	1% dimming driver prewired for 0-10V low voltage applications
DIM LINE	Line voltage dimming driver (TRIAC and ELV compatible, 120V only)
DIM TRC	Line voltage dimming driver (TRIAC compatible, 120V only)
DA	Dimming driver with 12V auxiliary
SD40	40% step-dimming driver
SD50	50% step-dimming driver
DALI	DALI dimming driver
LTE LINE	Lutron Hi-lume 1% 2-wire dimming driver forward phase line voltage controls (120V only)
LDE1	Lutron Hi-lume 1% EcoSystem dimming LED driver
ELDO SOLOB	EldoLED Solodrive, 0.1% dimming driver for 0-10V controls
ELDO SOLOB DALI	EldoLED Solodrive, 0.1% dimming driver for DALI controls
ELDO ECO1	EldoLED Ecodrive, 1% dimming driver for 0-10V controls
ELDO ECO1 DALI	EldoLED Ecodrive, 1% dimming driver for DALI controls

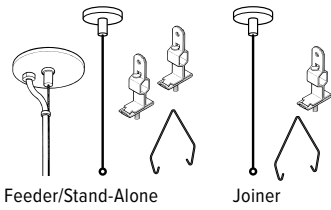
FIXTURE DETAILS

BACKVIEW



MOUNTING DETAILS

STANDARD HARDWARE FOR SUSPENDED PRODUCT (Grid and Hardpan)



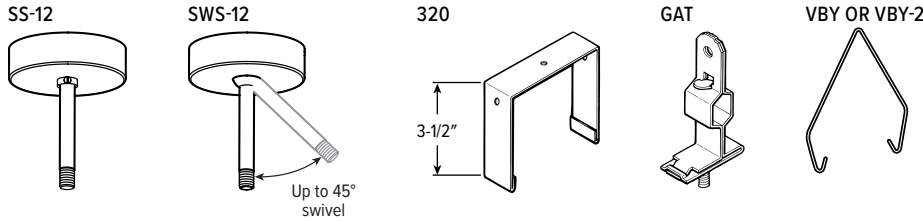
Notes:

- Fixtures are provided with adjustable length aircraft cables and mounting hardware, must specify.
- Electrical supply is brought into the feeder fixture, either as part of a row or as a stand-alone unit. Joiner fixtures complete the row.
- The feeder kits are standard with a 5" canopy to cover the junction box and a 2" canopy at the non-feed point. No J-box is required at non-feed points.

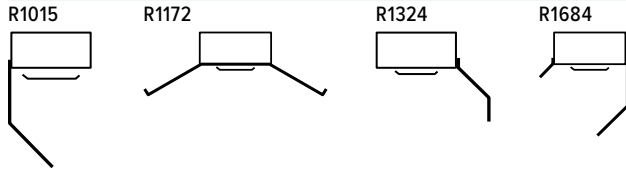
CORD FOR SUSPENDED PRODUCT

Units specified with aircraft cable require cord. Please specify cord type using ordering information below.

EXAMPLE: S2438/W				
CORD TYPE	LENGTH	# OF COND.	WIRE SIZE	COLOR
S	24 24"	3	8	/W White
	48 48"	4		/B Black
	96 96"	5		



SPECIAL REFLECTOR OPTIONS




Clear polycarbonate reflector aligners for continuous row applications are supplied with reflectors.

QUICK CONNECT OPTIONS

Note: Quick connect wiring required for row mounting. Length restrictions may apply, consult product builder at hew.com/product-builder.

DESIGNATION	NUMBER OF WIRES (EXCLUDING GROUND)	WIRE COLORS	WIRE COLOR/POWER SUPPLY FACTORY CONNECTIONS	TYPICAL USE
C2B	3	White, Black, Red	White, Black	Alternating Circuits
C2BR	3	White, Black, Red	White, Black, Red	ON/OFF Switching (DRV) or Line Voltage dimming (DIM LINE) when equipped w/EM Power Supply (EM/10W)
C2R	3	White, Black, Red	White, Red	Alternating Circuits
C2BW/R	5	White, Black, Red, Gray, Green	White, Black/Red, Gray	0-10V 4-wire Low Voltage Dimming (DIM)

FINISH OPTIONS



For custom color, please specify RAL code or a manufacturer code with description. All custom colors other than RAL require two sample swatches, minimum 1" square.